Aera

Oval LED bulkhead

LM-RBA10CCT-W

10 W

3CCT / IP65 / IK08

A compact oval luminaire for outdoor walls, with an opal diffuser and a choice of open or grille front. Select the colour temperature with the internal switch.

3000 K
Warm white

4000 K
Neutral white

5700 K
Daylight

White finish · Surface wall mount
Non-dimmable · Built-in driver
5-year warranty · 0.4 kg net



Open front



Grille front

ELECTRICAL / LIGHT

Nominal power	**10 W**
Supply voltage	**220–240 V AC**
Colour temperatures	**3000 / 4000 / 5700 K**
CRI	**>80**
Nominal beam	**120°**
Chromaticity	**SDCM ≤6**
Lifetime	**50,000 h**
Power factor	**0.9**

CONSTRUCTION / INSTALLATION

Finish	**White / RAL 9016**
Housing / diffuser	**PC / opal PC**
Ingress / impact	**IP65 / IK08**
Electrical class	**Class II**
Operating ambient	**−20 to +40 °C**
Glow-wire rating	**850 °C**
Connection	**Quick press connector**
Sorting SKU	**334AE1002**

DIMENSIONS / NOMINAL LIGHT OUTPUT

Open front	**220 × 120 × 66 mm	900–1100 lm**
Grille front	**220 × 120 × 69 mm	700–900 lm**

Nominal luminous flux tolerance ±5%; output varies with CCT and front configuration. Test-sample results on pages 2–3 are separate from these nominal ranges. Front/accessory contents should be confirmed when ordering.

Open front

4000 K measured sample

TOTAL FLUX	MEASURED INPUT	PEAK INTENSITY
1016 lm	**8.64 W**	**293.6 cd**

LUMINOUS INTENSITY

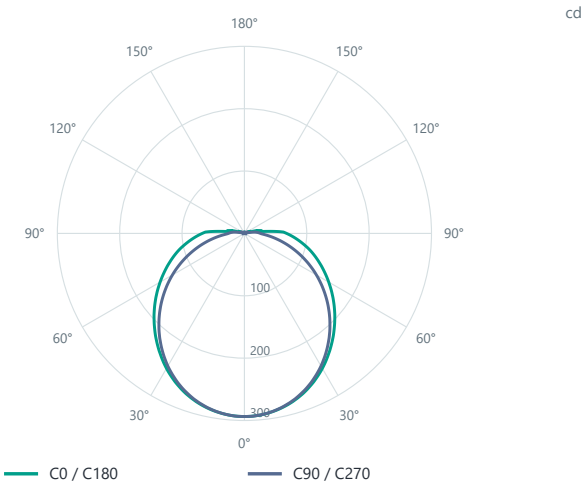

C0 / C180: 125.9° · C90 / C270: 113.5°

BEAM CONE

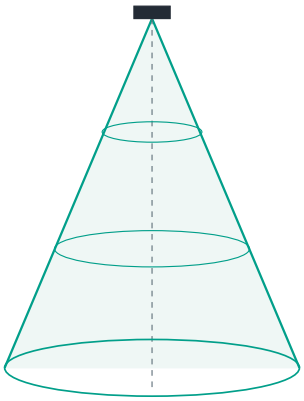

C0 beam: 125.9°

Schematic cone · not to scale

Distance	On-axis lux	Footprint
1.0 m	**293.6 lx**	Footprint 3.91 × 3.05 m
2.0 m	**73.4 lx**	Footprint 7.83 × 6.10 m
3.0 m	**32.6 lx**	Footprint 11.74 × 9.15 m

C0 × C90 footprint

Perpendicular plane; free field

HORIZONTAL REFERENCE PLANE

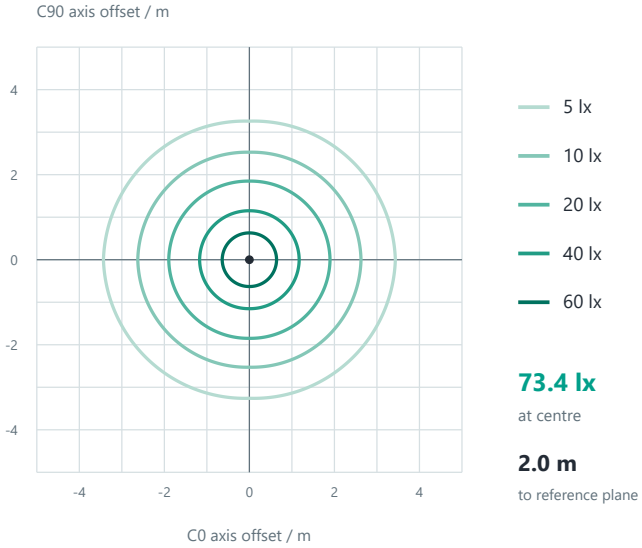

73.4 lx
at centre

2.0 m
to reference plane

MEASURED CCT COMPARISON

CCT	Flux / input
3000 K	**937 lm / 8.70 W**
4000 K	**1016 lm / 8.64 W**
5700 K	**1028 lm / 8.83 W**

Calculated plane: 2.0 m from the photometric origin, perpendicular to the luminaire's optical axis. This is a photometric reference, not a wall-installation coverage plan.

Calculation basis. Absolute IES candela values; C0/C90 quadrant symmetry interpolated between measured planes. Cone uses the 50% peak-intensity beam; axial illuminance uses $I(0)/d^2$. Plane illuminance includes cosine incidence and inverse-square fall-off. No reflections or obstructions; no rescaling to nominal input.

Source: supplier IES photometry, open front, test date 16 June 2022. Finish was not identified in the test: results illustrate the front/CCT configuration and are not independent black/white tests.

Grille front

4000 K measured sample

TOTAL FLUX	MEASURED INPUT	PEAK INTENSITY
948 lm	**9.14 W**	**268.8 cd**

LUMINOUS INTENSITY

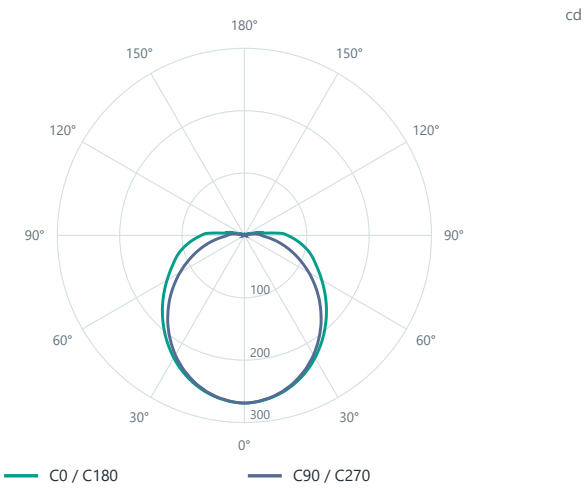

C0 / C180: 126.8° · C90 / C270: 111.7°

BEAM CONE

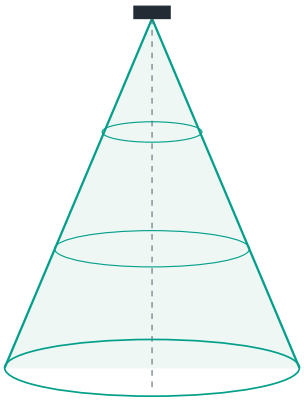

C0 beam: 126.8°

Schematic cone · not to scale

Distance	On-axis lux	Footprint
1.0 m	**268.8 lx**	Footprint 4.00 × 2.95 m
2.0 m	**67.2 lx**	Footprint 7.99 × 5.89 m
3.0 m	**29.9 lx**	Footprint 11.99 × 8.84 m

C0 × C90 footprint

Perpendicular plane; free field

HORIZONTAL REFERENCE PLANE

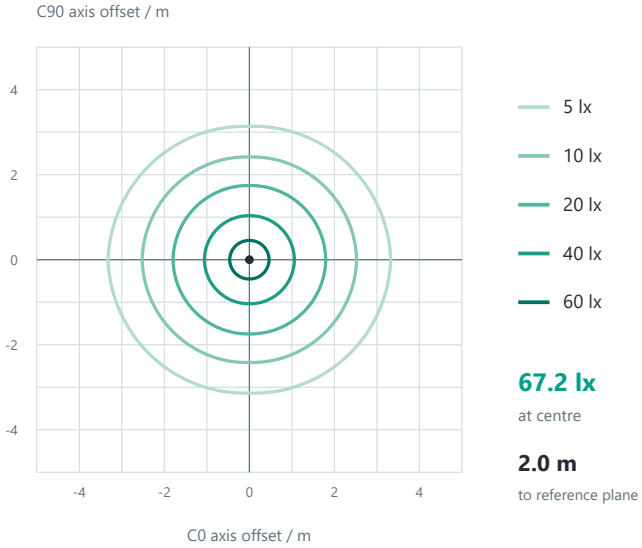

67.2 lx
at centre

2.0 m
to reference plane

MEASURED CCT COMPARISON

CCT	Flux / input
3000 K	**855 lm / 9.14 W**
4000 K	**948 lm / 9.14 W**
5700 K	**966 lm / 8.78 W**

Calculated plane: 2.0 m from the photometric origin, perpendicular to the luminaire's optical axis. This is a photometric reference, not a wall-installation coverage plan.

Calculation basis. Absolute IES candela values; C0/C90 quadrant symmetry interpolated between measured planes. Cone uses the 50% peak-intensity beam; axial illuminance uses $I(0)/d^2$. Plane illuminance includes cosine incidence and inverse-square fall-off. No reflections or obstructions; no rescaling to nominal input.

Source: supplier IES photometry, grille front, test date 16 June 2022. Finish was not identified in the test: results illustrate the front/CCT configuration and are not independent black/white tests.